

KOBELCO

SK08-1EV

SK08



Complies with the EU Stage V
exhaust emission regulation

We Save You Fuel
Achieving a Low-Carbon Society

The super mini SK08 – a new dependable rising star in the 0.8 ton class

The most important factor affecting the value of a machine in the 0.8 ton class is its ability to work in narrow spaces. The Kobelco SK08 can enter and work efficiently in even narrower passages than ever before. This new super-compact excavator is a dependable partner for work in residential areas where there are many space restrictions.

PERFORMANCE

Compact yet Big Performance

72.5 centimeters tail swing radius – helpful in small spaces

The tail overhang when swinging is only 30.5 cm. This allows smooth work even right next to a wall.

Tail swing radius
72.5 cm



Tail overhang
30.5 cm

Maximum 310 mm outside-crawler digging width

A boom swing type is used, providing a maximum 310 mm digging width outside the left crawler (crawler retracted) when the boom is swung 85 degrees to the right.

This allows smooth digging of side ditches and next to walls.



Photo shows the crawler extended.

Equipped with a crawler extension/retraction mechanism as standard



Easily change the dozer blade width

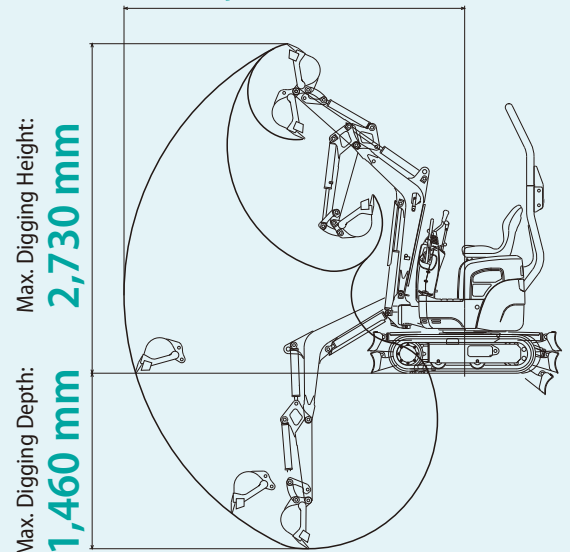
Fasten securely without tools, simply by removing and inserting the pin.

Wide Working Range

The SK08 has plenty of working ranges.

Max. Digging Reach:

2,830 mm



Max. Digging Height:
2,730 mm

Max. Digging Depth:
1,460 mm

10.0 kN powerful bucket digging force

The 7.7 kW high-output engine delivers 10.0 kN {1,015 kgf} of digging force – the top level of the class.

Sixty-eight centimeters crawler width – the smallest in its class

The slim 730mm wide upper structure allows this machine to enter narrow passages with retracted crawlers. The crawlers can be retracted to 680mm avoid obstacle objects beneath the machine.



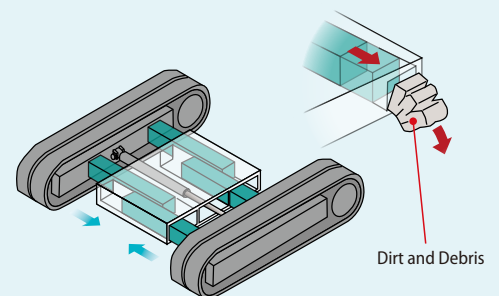
Retracted:
680 mm



Extended:
840 mm

Self-cleaning/Retractable Crawler Frames

The hydraulic retractable side frames are strong and durable, as well as self-cleaning.



RELIABILITY

Reliable Construction



Reinforced structure that can handle hard work

Cast bucket link

High stability that will impress the operator while working

Despite the compact body size, the SK08 delivers exceptional body balance. The outer flange-type lower rollers also help ensure high lateral stability.



Preventing damage to hydraulic cylinders and piping



Bucket cylinder hose inside the arm



Hose protection cover on back of boom



Boom cylinder protection cover



Dozer cylinder protection cover

Ample legroom for the operator's seat

The floor provides an open foot space that is significantly large for a different level of comfort.

MAINTENANCE

Easy Maintenance

Easy and time-saving maintenance



Easily visible warning lamps.



Fully opening hood for large access space.




Corrosion-resistant aluminum radiator.



Fuel tank gauge that shows the fuel level at a glance.



Easily checkable hydraulic oil tank gauge.



Fuel filter that allows easy water drainage.

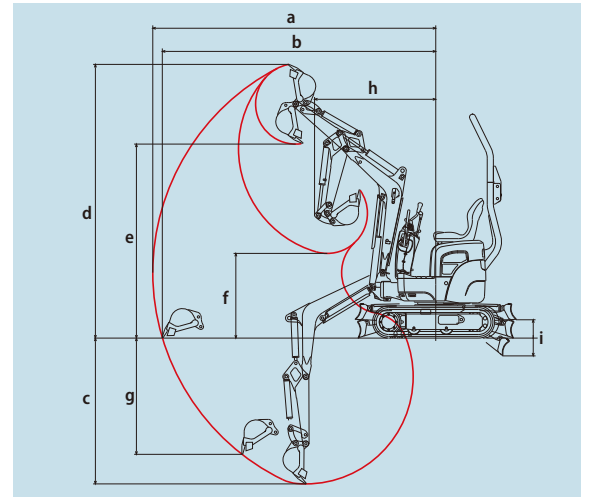


Long-life hydraulic oil with a replacement cycle of 1,000 hours (Photo shows the hydraulic oil port.)

SPECIFICATIONS

MODEL		SK08
Type	SK08-1EV	
PERFORMANCE		
Bucket Capacity	m ³	0.022
Travel Speed	km/h	1.8
Swing Speed	min ⁻¹ (rpm)	8.4
Gradeability	% (degree)	58 (30)
Drawbar Pulling Force	kN	9.8
Bucket Digging Force	kN	10.0
Arm Crowding Force	kN	5.9
WEIGHT		
Operating weight (Bucket Mass)	kg	1,035 (18)
Ground Pressure	kPa	28.0
Shoe Type	Rubber	
ENGINE		
Model	PERKINS 402J-05 IG84555R	
Type	Vertical type, water cooled, 2-cylinder diesel engine, 4 cycle	
Power Output NET (ISO 9249)	kW/min ⁻¹ (rpm)	7.7/2,400
Max. Torque NET (ISO 9249)	N-m/min ⁻¹ (rpm)	31.5/2,000
Displacement	L	0.507
Fuel Tank	L	9.7
HYDRAULIC SYSTEM		
Pump	1 Double gear pump	
Max. Discharge Flow	L/min	2 x 9.8
Relief Valve Setting	MPa	18.1
Hydraulic Oil Tank (system)	L	5.7 (10.7)
DOZER BLADE		
Width x Height	mm	(680/840) x 165
Working Ranges (height/depth)	mm	160/210
SIDE DIGGING MECHANISM		
Type	Boom Swing	
Offset Angle	To the left degree	45
	To the right degree	85

WORKING RANGES

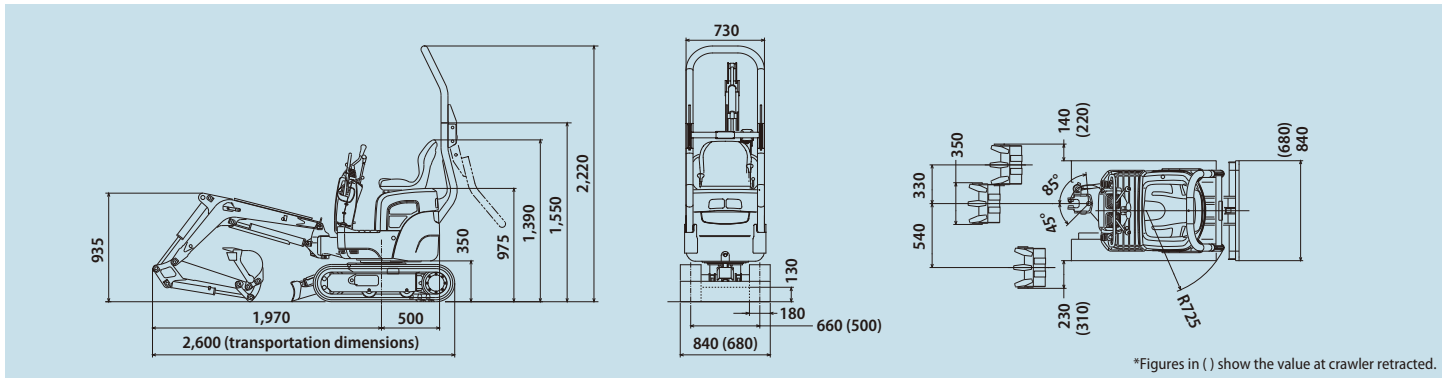


Unit: mm

MODEL	SK08
a- Max. digging reach	2,830
b- Max. digging reach at ground level	2,730
c- Max. digging depth	1,460
d- Max. digging height	2,730
e- Max. dumping clearance	1,940
f- Min. dumping clearance	850
g- Max. vertical wall digging depth	1,160
h- Min. swing radius (at swing)	1,210 (985)
i- Dozer blade (height/depth)	160/210

GENERAL DIMENSIONS

Unit: mm

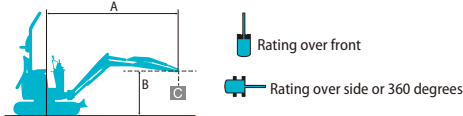


*Figures in () show the value at crawler retracted.

OPTIONAL EQUIPMENT

- Selector valve for N&B return circuit - Documentation Box

LIFT CAPACITIES



A: Reach from swing centerline to arm top
 B: Arm top height above/below ground
 C: Lifting capacities in kilograms
 Shoe: Rubber shoe Dozer blade: Up
 Relief valve setting: 18.1 MPa

Notes:

- Do not attempt to lift or hold any load that is greater than these lift capacities at their specified lift point radius and heights. Weight of all accessories must be deducted from the above lift capacities.
- Lift capacities are based on machine standing on level, firm, and uniform ground. User must make allowance for job conditions such as soft or uneven ground, out of level conditions, side loads, sudden stopping of loads, hazardous conditions, experience of personnel, etc.
- Arm top defined as lift point.
- The above lifting capacities are in compliance with ISO 10567. They do not exceed 87% of hydraulic lifting capacity or 75% of tipping load. Lifting capacities marked with an asterisk (*) are limited by hydraulic capacity rather than tipping load.
- Operator should be fully acquainted with the Operator's and Maintenance Instructions before operating this machine. Rules for safe operation of equipment should be adhered to at all times.
- Lift capacities apply to only machine as originally manufactured and normally equipped by KOBELCO CONSTRUCTION MACHINERY CO., LTD.

Note: This catalogue may contain attachments and optional equipment that are not available in your area. And it may contain photographs of machines with specifications that differ from those of machines sold in your areas. Please consult your nearest KOBELCO distributor for those items you require.

Due to our policy of continuous product improvements all designs and specifications are subject to change without advance notice.

Copyright by **KOBELCO CONSTRUCTION MACHINERY CO., LTD.** No part of this catalogue may be reproduced in any manner without notice.

KOBELCO CONSTRUCTION MACHINERY EUROPE B.V.

Veluwezoom 15
 1327 AE Almere
 The Netherlands
 www.kobelco-europe.com

Enquiries To: